

# JBC

[www.jbctools.com](http://www.jbctools.com)



## Stands for Heaters

Ref. JT-SE / TE-SE

# Packing List

**Stand** ..... 1 unit  
Ref. JT-SE

**Stand** ..... 1 unit  
Ref. TE-SE




The following items should be included in each stand:

**Manual** ..... 1 unit  
Ref. 0021654




## Features




## Nozzles Extractor

Used to remove the JT nozzles with the JT-SE stand, and the TE nozzles with the TE-SE stand.



## Assembly

Assembly for JT-SE, TE-SE stands.  
Adjust the tool holder angle to suit your work position.



## Maintenance

Before carrying out maintenance or storage, always unplug the stand from the station

- Use a damp cloth to clean the stand. Alcohol can be used only when cleaning the metal parts.
- Check periodically that the metal parts of the tool/stand are clean so that the station can check the tool's status.
- Periodically check all cables.
- Replace any defective or damaged parts. Use original JBC spare parts only.
- Repairs should only be performed by a JBC authorized technical service.

*Clean periodically*



## Safety



**It is imperative to follow safety guidelines to prevent electric shock, injury, fire or explosion.**

- Do not use the stands for any purpose other than soldering or rework.
- The power cord must be plugged into approved bases. Be sure that it is properly grounded before use. When unplugging it, hold the plug, not the wire.
- Do not work on electrically live parts.
- The tool should be placed in the stand when not in use in order to activate the sleep mode. The soldering tip, the metal part of the tool and the stand may still be hot even when the station is turned off. Handle with care, including when adjusting the stand position.
- Avoid the contact of flux with skin or eyes to prevent irritation.
- Be careful with the fumes produced when soldering.
- Keep your workplace clean and tidy. Wear appropriate protection glasses and gloves when working to avoid personal harm.
- Utmost care must be taken with liquid tin waste which can cause burns.
- This appliance can be used by children over the age of eight and also persons with reduced physical, sensory or mental capabilities or lack of experience provided that they have been given adequate supervision or instruction concerning use of the appliance and understand the hazards involved. Children must not play with the appliance.
- Maintenance must not be carried out by children unless supervised.





# Specifications

## JT-SE

- Includes Nozzle extractor
- Net Weight 1.23 kg (2.72lb)
- Package weight 1.515 kg (3.34lb)
- Package dimensions 342 x 155 x 120 mm (13.46 x 6.10 x 4.72 in)

## TE-SE

- Includes Nozzle extractor
- Net Weight 1,20 kg (2.65lb)
- Package weight 1,45 kg (3.20lb)
- Package dimensions 342 x 155 x 120 mm (13.46 x 6.10 x 4.72 in)

Complies with CE standards  
ESD protected

# JBC

## Warranty

JBC's two-year warranty covers this equipment against all manufacturing defects, including the replacement of defective parts and labour. Warranty does not cover product wear or misuse. In order for the warranty to be valid, equipment must be returned, postage paid, to the dealer where it was purchased.

**Register your warranty within 30 days of purchase in [www.jbctools.com/productregistration](http://www.jbctools.com/productregistration)**



This product should not be thrown in the garbage.

In accordance with the European directive 2002/96/EC, electronic equipment at the end of their life must be collected and returned to an authorized recycling facility.



Manual in other languages available on our website

**[www.jbctools.com](http://www.jbctools.com)**